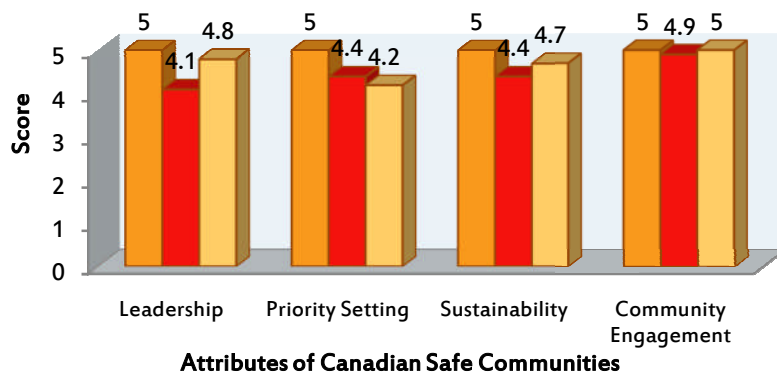


SAULT STE. MARIE SAFE COMMUNITIES PARTNERSHIP COMMUNITY REPORT CARD SEPTEMBER 2009*

Attributes of Canadian Safe Communities Community Score 2009

- Sault Ste. Marie Safe Communities Partnership (Total score 20/20)
- National Average (Total score 17.8/20)
- Average for Organizations with Operating Budget in same range (\$75,000 to \$150,000) (Total score 18.7/20)



Comparative Scores



*For a detailed explanation of the scoring methodology, please refer to *The National Scoring System 2009*, a separate document which accompanies this report.

SAULT STE. MARIE SAFE COMMUNITIES PARTNERSHIP COMMUNITY REPORT CARD SEPTEMBER 2009*

COMMUNITY STRENGTHS

Leadership

Membership at the Leadership Table of *Sault Ste. Marie Safe Communities Partnership* includes Council, Municipal, Regional or Provincial Government, Police Department, Fire Department, Local Public Health Units/Health Care Services, Emergency Medical Services and a broad range of community partners.

Sault Ste. Marie Safe Communities Partnership reports that it has recruited new members to its Leadership Table during the past year. Renewing membership is an important strategy for maintaining organizational energy and momentum.

Sault Ste. Marie Safe Communities Partnership reports that it has helped to ensure its future viability by adopting terms of reference.

Sault Ste. Marie Safe Communities Partnership reports that its most important organizational priority is: Programming and Evaluation

Over the past year, members of *Sault Ste. Marie Safe Communities Partnership* reports that it has demonstrated leadership in the community by committing to participate in initiatives designed to raise awareness about a safety issue or to raise the profile of the Leadership Table in the cause of its Injury Prevention and Safety Promotion priorities.

Priority Setting for Programmes

Sault Ste. Marie Safe Communities Partnership reports that it has conducted a community based priority setting exercise using data from credible sources during the past year.

Sault Ste. Marie Safe Communities Partnership reports that the Injury Prevention and Safety Promotion programmes it champions are based in the Injury Prevention priorities it has set. This demonstrates a strategic use of its resources—especially of volunteer resources

Sault Ste. Marie Safe Communities Partnership reports that it evaluates the Injury Prevention and Safety Promotion activities it is championing.

*For a detailed explanation of the scoring methodology, please refer to *The National Scoring System 2009*, a separate document which accompanies this report.

SAULT STE. MARIE SAFE COMMUNITIES PARTNERSHIP COMMUNITY REPORT CARD SEPTEMBER 2009*

Sault Ste. Marie Safe Communities Partnership reports that its programme interventions have had an impact on increasing the participation of priority populations in relation to safety issues addressed.

Sustainability

By securing funding from a variety of sources, *Sault Ste. Marie Safe Communities Partnership* is both expanding its reach and influence in the community, and protecting itself from the consequences of reductions in single source financial support.

Sault Ste. Marie Safe Communities Partnership reports that it retains paid staff, or receives support from in-kind contributions to oversee its administrative requirements. This contributes to organizational effectiveness and enhances the opportunity for community impact.

Sault Ste. Marie Safe Communities Partnership reports that 100 volunteers contributed 10,400 hours to its activities. Effective use of volunteers to assist with administrative requirements demonstrates a pragmatic approach to addressing organizational and administrative capacity.

Sault Ste. Marie Safe Communities Partnership reports that it has involved local businesses either as members at the Leadership Table or as sponsors of specific Injury Prevention or Safety Promotion initiatives or both during the past year.

Community Engagement

Sault Ste. Marie Safe Communities Partnership reports that 500 citizens in its community participated in Injury Prevention and Safety Promotion programmes it has developed or championed last year.

OPPORTUNITIES FOR GROWTH

Leadership

Sault Ste. Marie Safe Communities Partnership will ensure its future sustainability by developing a succession plan.

Sault Ste. Marie Safe Communities Partnership will enhance its future viability by adopting a co-leadership structure and by evaluating its own effectiveness as an agent of change in its community.

*For a detailed explanation of the scoring methodology, please refer to *The National Scoring System 2009*, a separate document which accompanies this report.

SAULT STE. MARIE SAFE COMMUNITIES PARTNERSHIP COMMUNITY REPORT CARD SEPTEMBER 2009*

Priority Setting for Programmes

Sault Ste. Marie Safe Communities Partnership reports that it takes none of the twelve Social Determinants of Health into account in its priority planning and/or its programming decisions. Expanding the number of these determinants is an effective means of broadening its reach in the community and ensuring that it has overlooked no vulnerable population group during its deliberations.

Community Engagement

Broadening the range of strategic activities designed to engage the community in the Injury Prevention and Safety Promotion priorities of *Sault Ste. Marie Safe Communities Partnership* will result in an increase in the number of citizens in the community participating in programmes it champions.

GENERAL COMMENTS

Sault Ste. Marie Safe Communities Partnership is one of **eighteen** Canadian Safe Communities to report a perfect 20/20 Attribute Score.

The 2009 Attribute score of *Sault Ste. Marie Safe Communities Partnership* is higher than its 2008 score. This demonstrates that its Safe Community Leadership Table has responded to the suggestions made a year ago and, as a result, it has become a more effective organization.

Safe Communities Canada provides its network of designated members across the country with a range of support and networking opportunities. Both *Sault Ste. Marie Safe Communities Partnership* and other members of the network will benefit from its commitment to take advantage of the opportunities presented.

Sault Ste. Marie Safe Communities Partnership reports that one person in the organization completed and submitted the National Report Card Survey. The survey provides all the information upon which both this Community Report Card and the National profile are based. The credibility of both instruments will be significantly enhanced if more than one person in the organization participates in discussing and preparing the responses the survey requires.

*For a detailed explanation of the scoring methodology, please refer to *The National Scoring System 2009*, a separate document which accompanies this report.

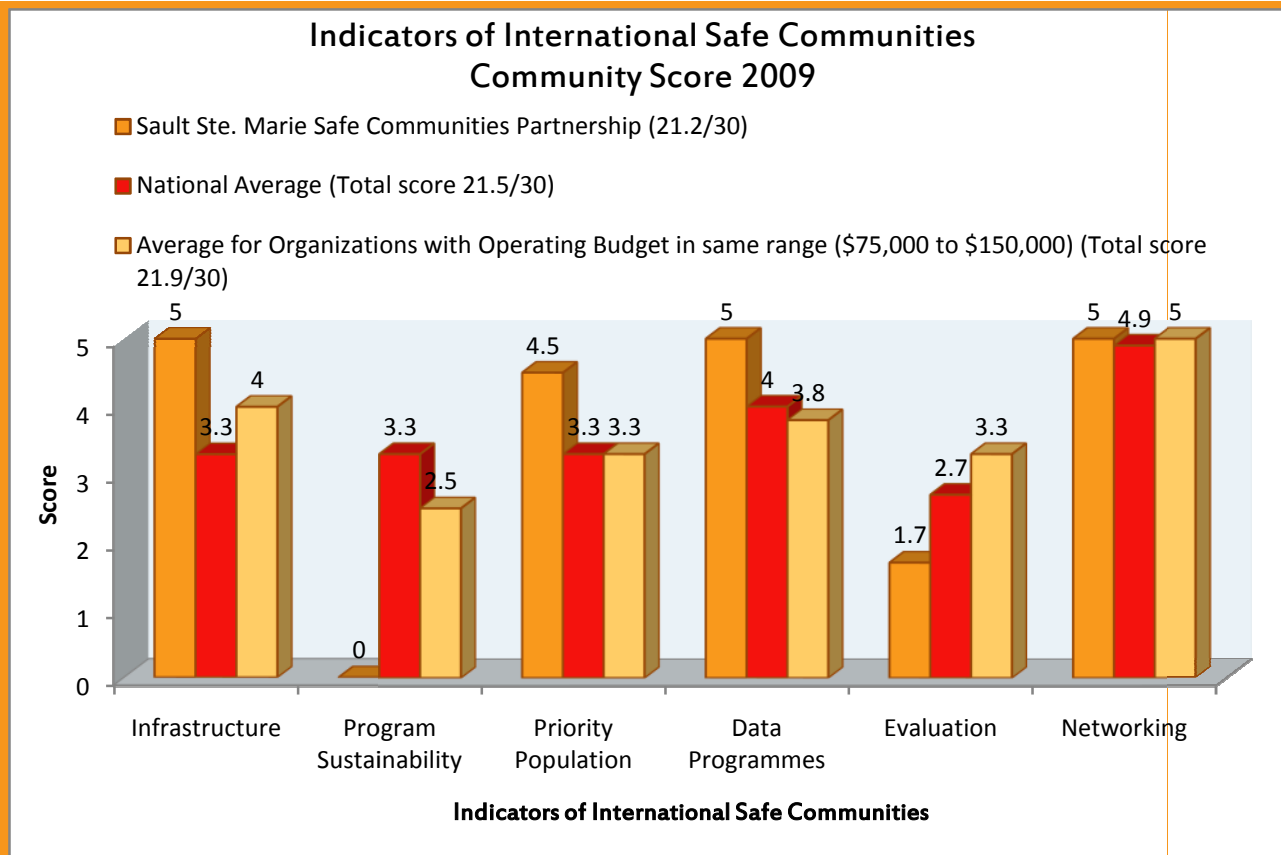
**SAULT STE. MARIE SAFE COMMUNITIES PARTNERSHIP
COMMUNITY REPORT CARD
SEPTEMBER 2009***

Every designated member of Safe Communities Canada is, again, receiving a supplemental score card outlining its International Indicator Score. The combined score for attributes and indicators is 50 points (20 for Attributes and 30 for Indicators).

Safe Communities Canada recommends that any community interested in pursuing a second designation as an International Safe Community demonstrate a minimum Attribute Score of 16/20 and a minimum combined score of 35/50. Your combined score is 41.2/50.

*For a detailed explanation of the scoring methodology, please refer to *The National Scoring System 2009*, a separate document which accompanies this report.

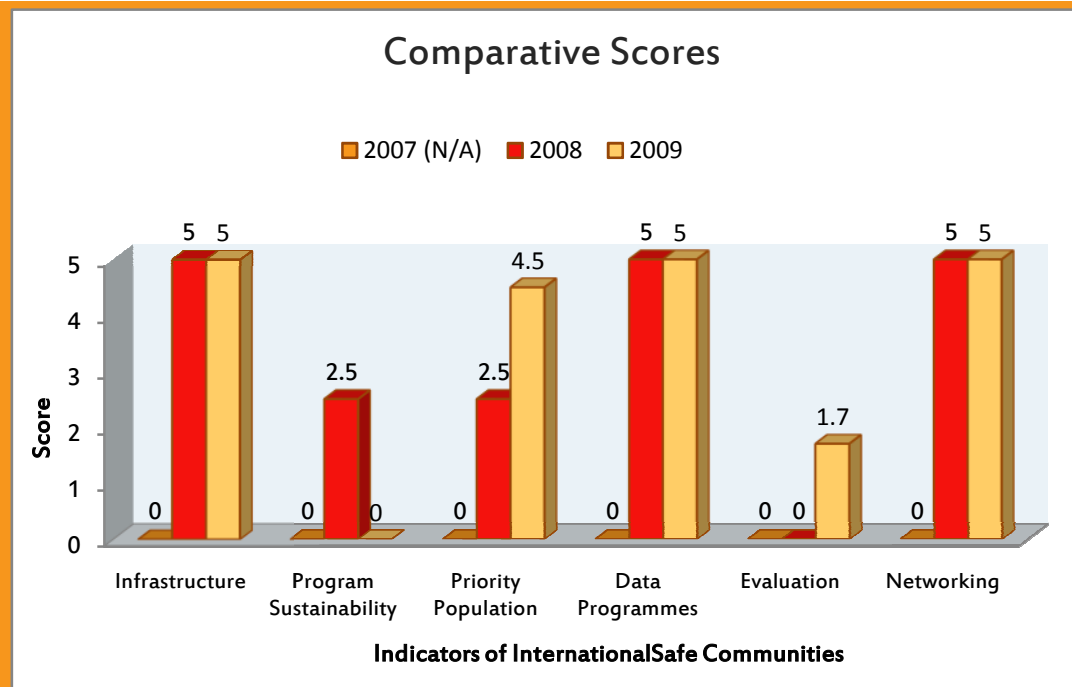
SAULT STE. MARIE SAFE COMMUNITIES PARTNERSHIP COMMUNITY REPORT CARD SEPTEMBER 2009*



ATTRIBUTES SCORE 20/20 - INDICATORS SCORE 21.2/30 - COMBINED SCORE 41.2/50

*For a detailed explanation of the scoring methodology, please refer to *The National Scoring System 2009*, a separate document which accompanies this report.

SAULT STE. MARIE SAFE COMMUNITIES PARTNERSHIP COMMUNITY REPORT CARD SEPTEMBER 2009*



*For a detailed explanation of the scoring methodology, please refer to *The National Scoring System 2009*, a separate document which accompanies this report.